

DAEYOMEDI

DAEYOMEDI CO., LTD.

DAEYOMEDI Co., Ltd. is a company developing professional medical device and we are concentrating our efforts to diagnosis cardiac health and oriental medicine pulse diagnosis by using 3-dimensional blood pulse measuring and analysis technology.
Vision of DAEYOMEDI Co., Ltd. is Worldwide leader of medical service company with respect to human life through technology and confidence.

3D-MAC

3-D Blood Pressure Pulse Analyzer

DMP-3000

3-D Blood Pressure Pulse Analyzer

DMP-1000+

3-D Blood Pressure Pulse Analyzer



Specification		
Category, Class	Blood Pressure Pulse Analyzer, Class II-a	
Power	AC110 ~220V	
Range	Pulse Beat	40 ~ 200bpm
	Pressure	0 ~ 500g (0 ~ 385mmHg)
Channel	Pulse	5
	Applied Pressure	5
Accuracy	±5%	
Communication	USB	
Measuring Principle	Tonometry Method	
Size(mm)	420 X 250 X100	
Weight	4Kg	



DAEYOMEDI CO., LTD.

Hanyang University BI Center 521
1271 Sa3-dong, Ansan-si,
Gyeonggi-do, 426-791, KOREA
<http://www.daeyomedi.com>

DMP-1000+

3-D Blood Pressure Pulse Analyzer



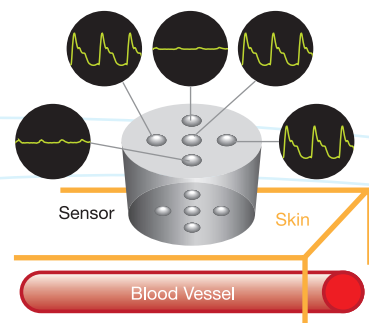
NOW meet the new model of DAEYOMEDI's Applied Pressure Blood Pressure Pulse Analyzer DMP-1000PLUS

DMP-1000⁺

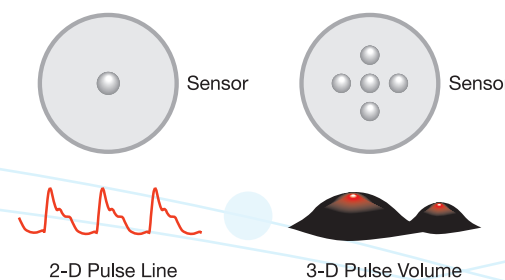
3-D Blood Pressure Pulse Analyzer

Main Feature

- Check! Blood vessel's positioning by using multi-channel array pressure sensor
- To improve measurement accuracy & repeatability

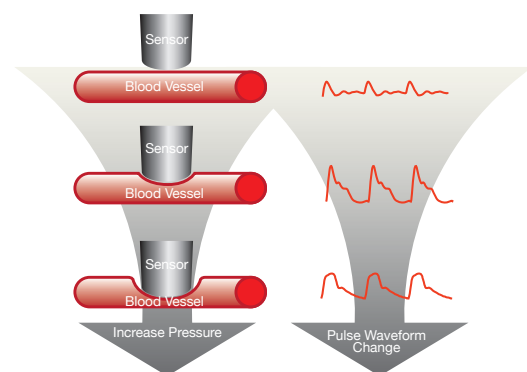


- Check! 3-Dimensional pulse palpating
- 3-dimension pulse volume

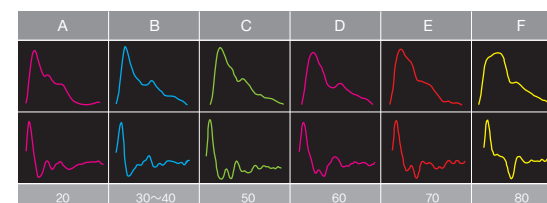


Clinical Use

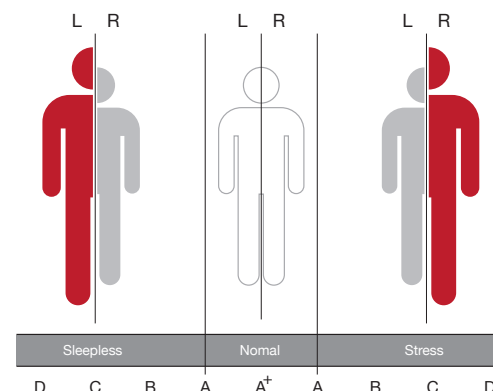
- Check! Blood vessel's response to applied pressure
- Change of response pressure to applied pressure
- Change of pulse waveform to applied pressure



- Check! Blood vessel's condition
- Vessel aging from 2nd-derivative pulse waveform
- Vessel stress and resistance from Radial-AI

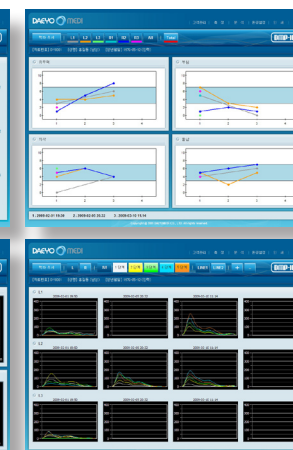
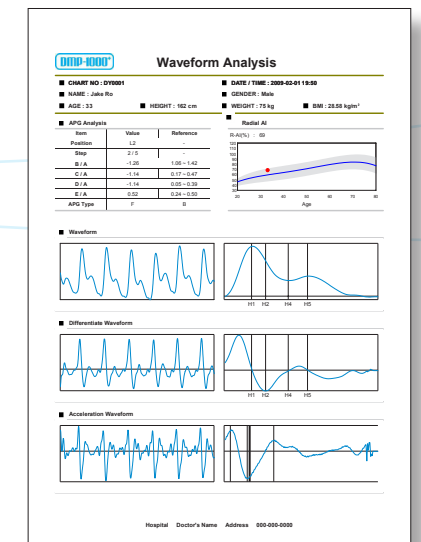
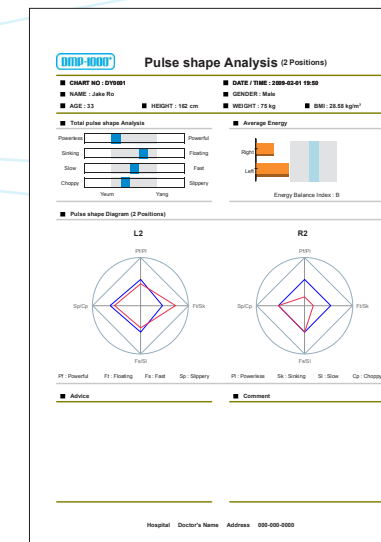
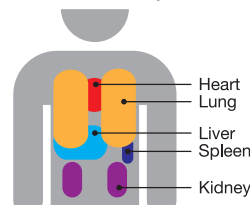


- Check! Whole body energy balance
- Compare each side pulse volume to know left/right energy balance
- Sleepless or mental stress



- Check! Body internal circulation energy distribution
- Internal organ's function check in view of traditional medicine
- Energy distribution in upper/middle/low body

Left		Right
Heart	Chon 1st Position	Lung
Liver	Kwan 2nd Position	Spleen
Kidney	Chuk 3rd Position	Kidney



Practical Use

1. Public Health Promotion Center
 - Non-invasive screening method,
 - Evaluation whole body circulation energy balance
2. Traditional Medicine Center or Hospital
 - Traditional Pulse Diagnosis
 - Guide tool of Symptoms and syndromes
3. Wellness Care Center
 - Pre-interview for SPA and Massage